


The Catholic  
Community of

# St. John & Blessed Sacrament

*Duties of the Sunday  
and  
Holy Day Readers*



The Catholic  
Community of

# St. John & Blessed Sacrament

## Opening Prayer

Gracious and Holy Father,  
give us the wisdom to discover you,  
the intelligence to understand you,  
the diligence to seek after you,  
the patience to wait for you, eyes to behold you,  
a heart to meditate on you, and a life to proclaim you,  
through the power of the Spirit of Jesus, our Lord.


Amen!



# St. John & Blessed Sacrament

## Preparing for Mass

- Arrive 20 minutes before Mass begins.
- Check to be sure the audio system light is turned on. There are two different locations to accomplish this.



Located the room at the end of the hallway by the vestment room



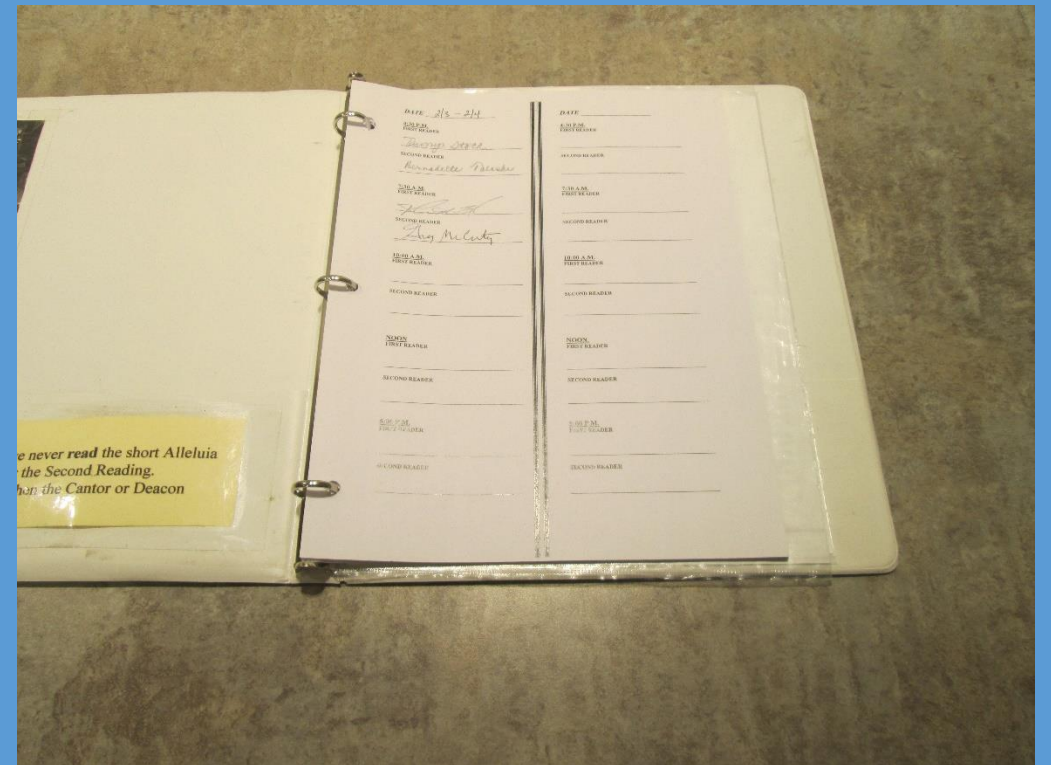
On the brick wall between the piano and organ

The Catholic  
Community of

# St. John & Blessed Sacrament

## Preparing for Mass


- Sign in and check the schedule to see who is reading with you.
- Introduce yourself to each other and review your readings.
- 10 minutes before Mass, if you have not seen/talked to your fellow reader and no one has signed in, speak to the celebrant. Enlist a reader from the assembly to fill in.



# St. John & Blessed Sacrament

7 to 8 minutes before Mass

- The first reader takes the Introduction, Lectionary and general intercessions binder to the sanctuary.
- Open the lectionary to the appropriate page and place the ribbons so that the pages can be easily turned.
- Place the introductions on top of the lectionary so you are ready to read.
- Place the General Intercessions binder on the shelf in the ambo.
- Adjust the microphone.



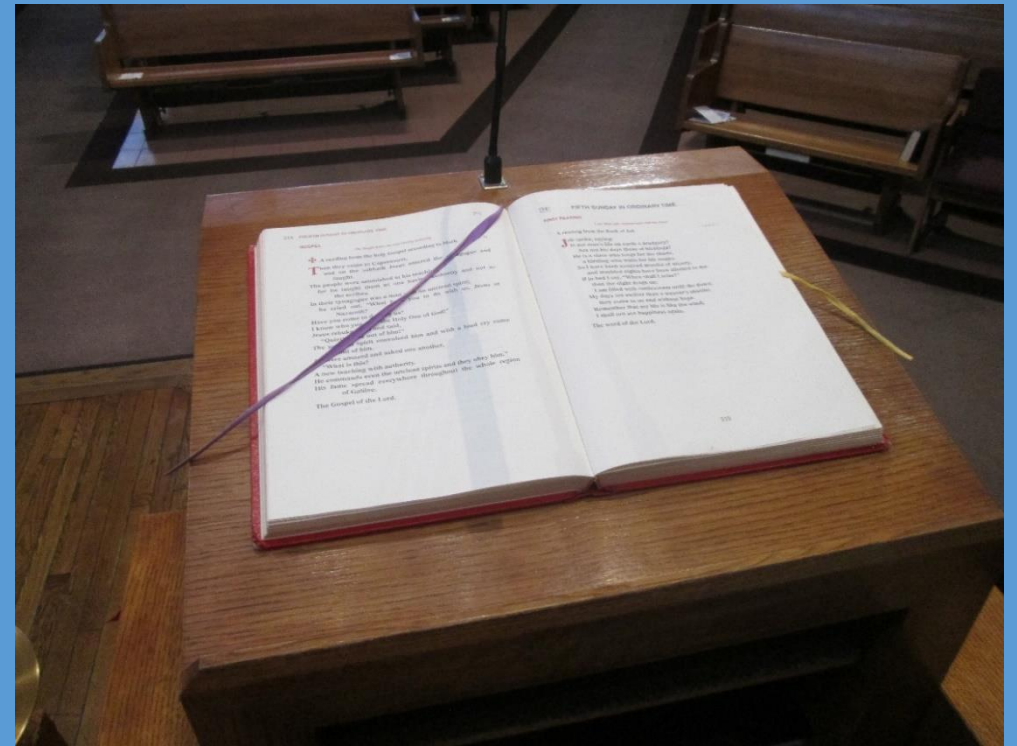
## The Start of Mass

- The first reader will read the Introductions for that Mass. Be sure there are no last minutes changes.
- Each Mass time has its own specific sheet. (please review before Mass and check with the ushers and organist about gift bearers and cantors)
- Cantors will do a short introduction for most Holy Days.
- Check with the Priest or Deacon on proper pronunciation of names.

# St. John & Blessed Sacrament

## The Start of Mass

- Once the organist has finished, make sure the Priest is in view and ready to approach the altar BEFORE you go to the ambo.
- Reverence the altar by bowing towards the altar before you read the introductions.
- When you are finished reading them, leave the sheet of introductions on the shelf in the ambo and return to your seat.



## The Start of Mass

- If there is no deacon present, the second reader will carry the Book of Gospels to the altar.
- Hold the book slightly elevated. (not straight above your head, but in front of you slightly higher than your face. See photo on inside of sign in book)



The Catholic  
Community of

# St. John & Blessed Sacrament

## The Start of Mass

- At Father Andrew's direction: Carry the Gospel so that the front is facing the assembly as you walk down the aisle. This means that you are looking at the symbol of St. John, which is the Eagle.
- Follow the altar servers down the aisle.
- Go to the left side and **STAND** until Father bows and genuflects.



# St. John & Blessed Sacrament

## The Start of Mass

- Then approach the altar from the left side, place the Book of Gospels gently and reverently in the center of the altar and return to your seat. (Place it face down on the altar so that the presiding priest does not have to flip the book when he carries it to the ambo)



## The First Reading

- After the Opening Prayer/Collect is concluded approach the ambo.
- Reverence the altar by bowing.
- Take a moment before beginning to read to ensure that people are settled and able to listen.
- It is not necessary or appropriate to introduce the reading by saying “The first reading is a reading from....” Proclaim exactly what the Lectionary specifies: “A reading from....” If at all possible, this phrase should be spoken while looking out at the assembly.
- After the reading is proclaimed, pause for a moment, look up and address the assembly with the words: “The Word of the Lord,” wait for the assembly’s response, “Thanks be to God,” pause for a few moments of silence and return to your seat.

Responsorial Psalm, 7:30 Mass only

- At the 7:30 Mass, the first reader should step back a moment, pause and then step forward and start reading the Psalm.
- It is not necessary to introduce the Psalm by saying “The responsorial psalm is....” Simply start with the response and with a gesture invite the assembly to repeat it by raising your arm with your palm extended outward to indicate when the people should repeat the response. You may softly speak into the microphone to help them repeat the response.

## The Second Reading

- Once the cantor or first reader has left the ambo, the second reader will rise and go to the ambo. Reverence the altar by bowing.
- The same instructions apply for the second reading as for the first.
- After the assembly has responded to that reading with “Thanks be to God,” pause for a few moments, reverently close the Lectionary and place on the lower shelf of the ambo. Be mindful of the microphone so that you do not hit it. Return to your seat and remain standing in place as the symbol you are of the Word of God among us.
- Note: Sometimes the Book of Gospels is not carried up in procession to the altar. If it is not on the altar, leave the lectionary open on the ambo, because the celebrant will read the Gospel from the Lectionary.

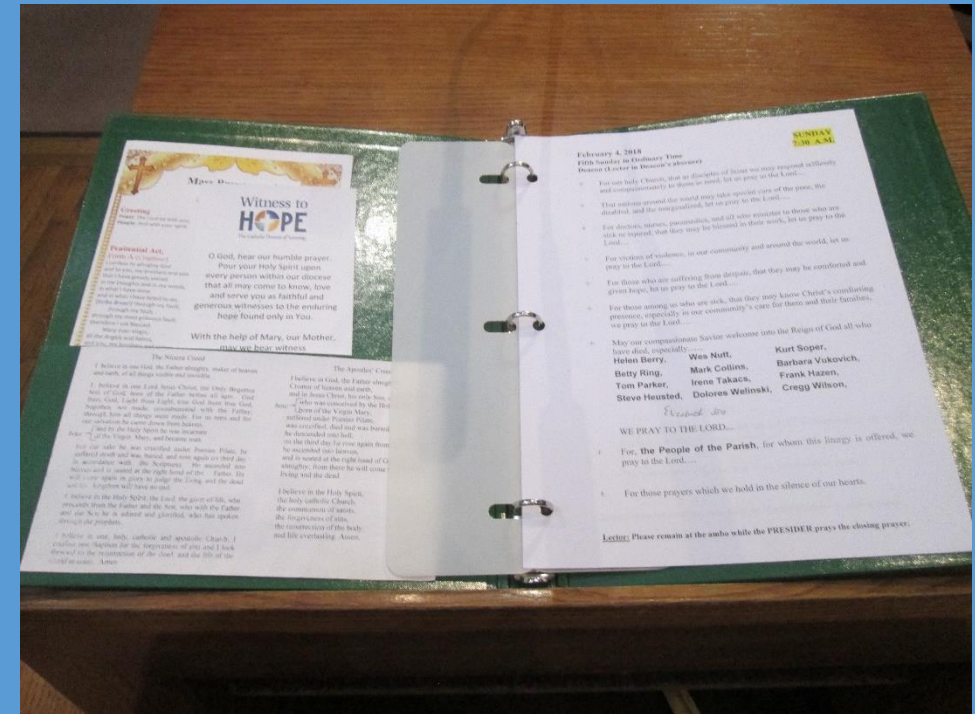
## The General Intercessions

- If there is no deacon, the second reader will also read the General Intercessions after the Creed.
- Be aware that these are different for each Mass time. Before Mass, be sure your mass time sheet is the first one on top and you have checked with the presider on the proper pronunciation of the names.
- Approach the ambo during the last few sentences of the Creed so you will be ready, with the book open, after Father has finished the short introductory prayer.

# St. John & Blessed Sacrament

## The General Intercessions

- Remember to reverence the altar by bowing your head.
- There are times when we may not recite the Creed, i.e. Baptisms, commissioning, anniversaries, etc.
- When there is a baptism, quietly approach the ambo while the celebrant is still at the Baptismal Font. For other special ceremonies, be alert to what the presider is doing and be prepared to approach the ambo at the appropriate time.



## General Intercessions

- Be aware of the seasonal changes in how the response may be done.
- Check with the organist if there is any doubt on how the response should be handled.
- Remain standing at the ambo with the book open until the celebrant has said the concluding prayer for the Prayer of the Faithful.



The Catholic  
Community of

# St. John & Blessed Sacrament

## General Intercessions

- Close the book and place it on the shelf under the ambo and return to your place in the assembly.



# St. John & Blessed Sacrament

## After Mass

- It is the responsibility of the second reader to carry the Lectionary, the Book of Gospels, the Introduction sheet and the General Intercessions binder back to the vesting room after Mass.
- Place the books on the counter and return the introduction sheet to the 3 ring binder that has been provided for the purpose of keeping all the introductions together in the same spot.
- If there is another Mass to follow, remove the General Intercessions from your Mass to the back of the book so that the intercessions for the next Mass are in front and ready for that Mass.

# St. John & Blessed Sacrament

## Things to Remember

- It is important that you handle the books that we use with reverence.
- Apart from the readings within them, the books themselves, especially the Book of Gospels, are symbols of our faith and of the salvation of Christ throughout the history of God's people.
- They should be carried with two hands and picked up and put down carefully.

# St. John & Blessed Sacrament

## Things to Remember

- Your choice of attire also says something about your ministry and the importance of us gathering in praise and worship of our Lord.
- Most often you will know when you will be serving as a reader, a leader within the community of our parish.
- Therefore, you should be dressed in such a way as to convey that you knew you were coming to serve and cared about that service to the people and to God.
- Your clothing should never distract from your ministry.
- Give some thought to what clothes in your wardrobe would be most appropriate, keeping in mind that simplicity and dignity should be your goal.

The Catholic  
Community of

# St. John & Blessed Sacrament

## Resource

- Guide For Lectors, The Liturgical Ministry Series by Virginia Meagher and Paul Turner.
- Please contact Alex Boros at 810-653-8425 or Pamela Kiefer at 810-658-4005 for scheduling requests or changes to your contact information.

Conclusion

The Catholic  
Community of **St. John &**  
**Blessed Sacrament**

Questions??

The Catholic  
Community of

# St. John & Blessed Sacrament

## Closing Prayer

Lord, I thank you for your special presence to me during this time.  
I thank you for the opportunity to know you and your ways better.  
Open my heart that I put into practice that which  
you have revealed to me.

Thank you Lord, for the gift and love of your  
Sacred Word  
Amen!

